



POWERBAY

GEN II INVERTER HEAT PUMP WATER HEATER

*Designed & built for
Australian conditions*

**COMPACT AND POWERFUL
SOLUTIONS DESIGNED WITH
INNOVATION & DURABILITY.**



- Super Efficient
- Long Service Life
- Weekly Sterilisation & Disinfection Function
- AI Ensures Constant Delivery of Hot Water
- Multiple Protection Systems
- Rapid Heating
- Ease of Use, App Intelligent Control
- AI Controlled Inverter

ENERGY SAVING

75% Power Saving

Do you believe it, free energy from the air all day everyday. Our HWS is 75% more efficient than traditional water heaters, and are eligible for STC rebates.

Reliable Hot Water

Guaranteed all day, all year, due to the polyurethane foam layer, sandwiched between the inner tank, and outer wall, meaning less water temperature fluctuation and low temperature drop.

Weekly Sterilisation & Disinfection

Weekly regular sterilization and disinfection. Automatic sterilization after every 7 days of operation to kill any bacteria or legionella in the system.

Constant Water Supply

Our Gen II heat pump is able to meet the daily hot water demand from the kitchen, bathroom and laundry at the same time. Large water volume, rapid and constant hot water supply, gives you more energy-savings.

LEADING TECHNOLOGY

Longer Service Life

Designed for durability and tested through 250,000 pulsation cycles. Backed by a 5-year replacement warranty (installation with a 500kPa pressure limiting valve required).

Durable Stable & Reliable

Dedicated enamel lining, magnesium rod, superior anti-corrosion and water pressure resistance.

Multiple Protections

With leak, overpressure and backflow protection. Our Gen II heat pump has been rigorously tested to meet Australian standards.

INTELLIGENT CONTROL

Constant Water Delivery

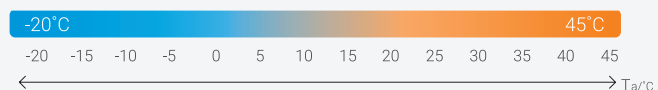
The highest temperature that our Gen II can generate is 70°C, due to the laminar water flow injection patent, providing consistently hot water.

Rapid Heating

-7~43°C can be heated quickly (when using E-heating, it can be as low as -20°C), and you can enjoy a comfortable bath in winter.

App Intelligent Control

With a dedicated Wifi App, you will have total control of the system from the palm of your hand. With the ability to check the status of the unit and update any set programs.

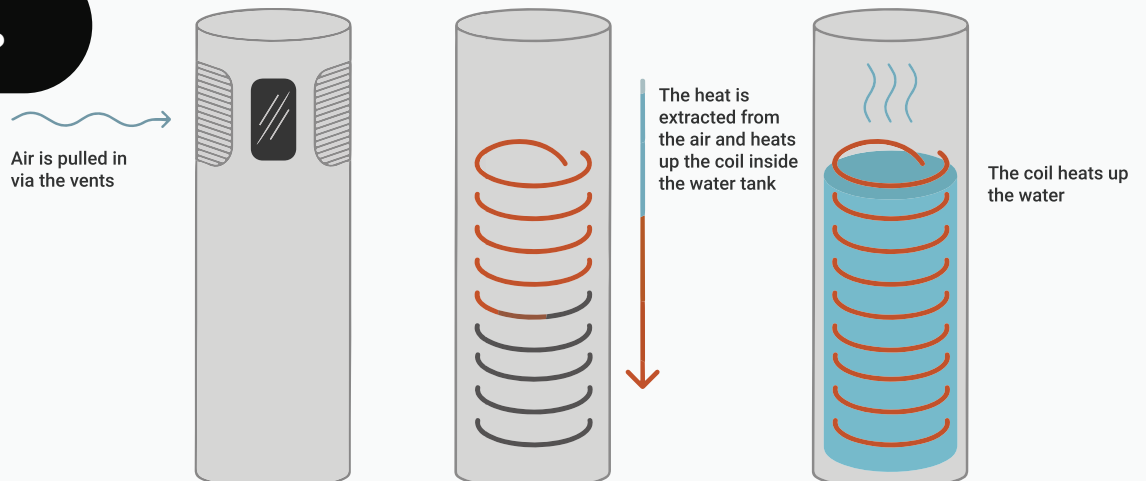


Ambient Temperature


30~ 60°C

LWT (leaving water temp):

HOW DO HEAT PUMPS WORK?



HOW EFFICIENT IS MY POWERBAY WATER HEATER?



*Based on Australian average annual household hot water costs for a family of 4. Compared to the average Electric Storage system.

ANTI-CORROSION PROTECTION, STABLE WATER TEMP CONTROL



High-Quality Enamel Water Tank

Thicker carbon steel + enamel gives better pressure resistance, corrosion resistance, anti-scale with a longer lifespan.

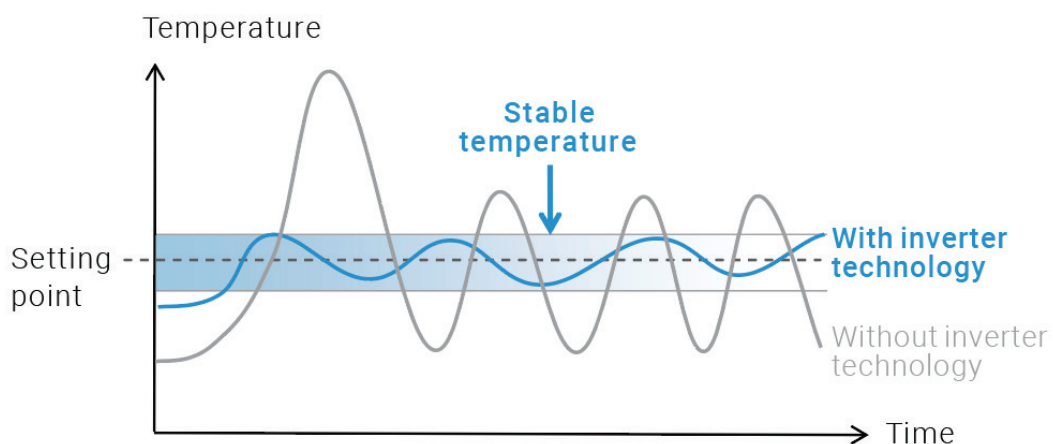
Extended Anti-Corrosion Magnesium Rod

Improves the anti-corrosion capability and makes the unit more reliable.

High-Efficiency and Real-Time Monitoring Temperature Sensor


Dual temperature sensors detect water temperature to provide precise start/stop control.

INVERTER TECHNOLOGY






Demand responsive




Fully automatic
temperature control



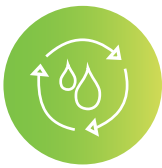
Superior insulation



Intelligent fault
detection




Low water level
injection technology



Backflow protection



Surge protection



Electrical protection



Overpressure
protection



Anti-corrosion
magnesium rod

TECHNICAL SPECIFICATIONS

Model	PBG2-200RE-HYBRID	PBG2-250RE-HYBRID	PBG2-300RE-HYBRID
Power supply(V/Ph/Hz)	220-240/1/50	220-240/1/50	220-240/1/50
Rated Input Power & Current(Heat pump)	560W/2.5A	560W/2.5A	560W/2.5A
Hybrid Upgrade: Rated Heating Capacity (Heat pump)	2650W	2650W	2350W
Rated Input Power & Current (Heating element)	1600W/7A	2100W/9.2A	2100W/9.2A
Max Current(HP&Resistance)	12.5A	15A	15A
Refrigerant/Quantity	R290/340g	R290/340g	R290/340g
Water Tank Capacity	200L	250L	300L
Heat Exchanger(Tank)	Microchannel	Microchannel	Microchannel
Inner Tank Material	Enamel	Enamel	Enamel
Water Inlet/Outlet Pipe	DN20	DN20	DN20
Water Tank Max Water Pressure	1000 KPa	1000 KPa	1000 KPa
Relief valve pressure	0.85MPa	0.85MPa	0.85MPa
IP Class	IPX4	IPX4	IPX4
Unpacked Dimension	φ650*1870mm	φ650*1950mm	φ650*2030mm
Packed Dimension(W*H*D)mm	735*2050*735mm	735*2115*735mm	735*2195*735mm
Net/Gross Weight	100/130kg	108/138kg	114/144kg
Noise(1m)	46dB(A)	46dB(A)	46dB(A)
Rated Outlet Water Temperature	60°C	60°C	60°C
Max Outlet Water Temperature	70°C	70°C	70°C
Designed for Installation anywhere in Australia	-20 ~ 45°C	-20 ~ 45°C	-20 ~ 45°C
Working range without electric heater	-7 ~ 45°C	-7 ~ 45°C	-7 ~ 45°C

Note: The heating capacity is tested under the condition with ambient temperature of dry/wet at 19 degrees/15 degrees, initial water temperature is 15 degrees and final water temperature is 60 degrees.



*This product meets multiple certifications.

AS/NZS 3498:2020

AS/NZS 4417 RCM

AS/NZS 60335.1:2020 Inc A1 Electrical Safety

AS/NZ 2712:2007

ARE YOU READY TO UPGRADE?

It's time to have reliable, cost-effective hot water on tap, **contact us today!**



POWERBAY

DROP US A LINE

✉ info@powerbay.com.au

☎ 1800 95 95 09

POWER BAY PTY LTD

90 Southlink Street, Parkinson,
Queensland 4115, Australia

17 Gwynne Street, Cremorne,
Victoria 3121, Australia