

WiFi & App Connection Instructions for

POWERBAY PBG2 HYBRID HEAT PUMP HOT WATER SYSTEMS

Applicable Models: PBG2-200RE-HYBRID, PBG2-250CO-HYBRID, PBG2-300RE-HYBRID

1. Download the App:

Download the **Smart Life App** or **Tuya Smart App** from the **Google Play Store** or **Apple App Store** to your mobile phone.



Figure 1.1 Tuya Smart and Smart Lift App


2. Power On the System:

Ensure the hot water system is connected to electricity. The control panel will display the current settings.



Figure 2.1 Control Panel Display Example When System is Powered on Before WiFi connection

3. **TURN OFF** the “SET TEMP” Display (**IMPORTANT**)

Press the **Power Button**  **ONCE** to **TURN OFF** the "SET TEMP" display.

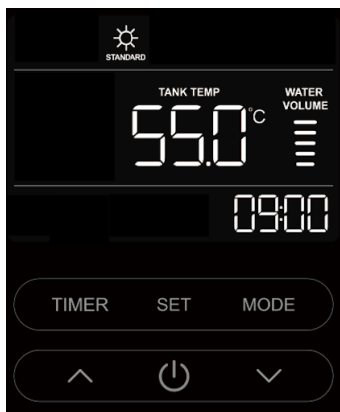




Figure 3.1 Control Panel Display Example When System is Powered Off

4. Enter WiFi Setup Mode:

Press & hold the **“SET” Button** and the **Power Button**  on the display screen at the same time for a few seconds. This will initiate the WiFi

connection process. Once in WiFi setup mode, the **WiFi icon**  on the display screen **will start flashing**, indicating that the system is ready to connect to your WiFi network.

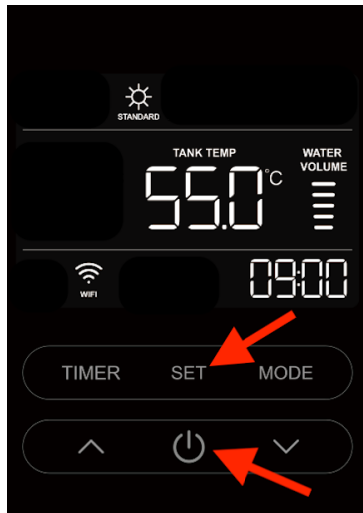



Figure 4.1 Control Panel Display Example When WiFi Icon Shows on Screen

5. Complete WiFi Setup:

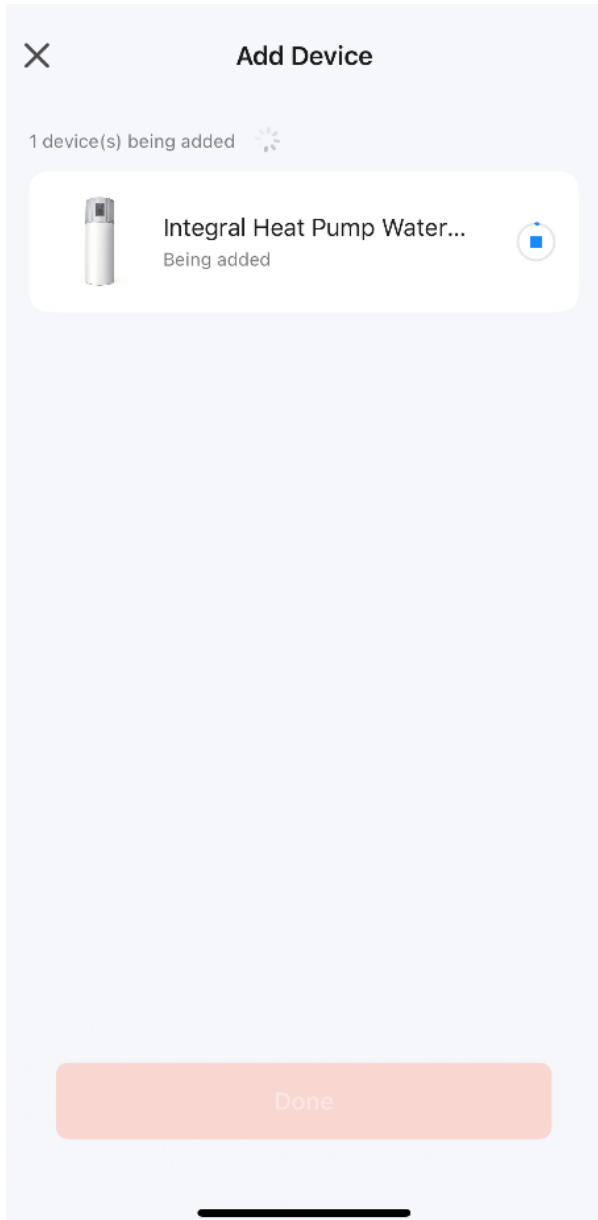
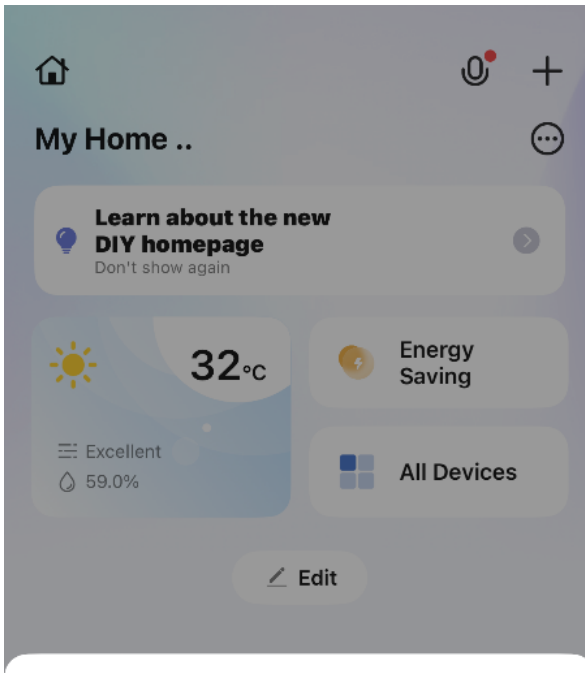
Use the corresponding mobile app to complete the WiFi setup process and connect to your desired network. Ensure your WiFi network is within range and the correct credentials are entered for a successful connection. You will be prompted to connect your phone to the WiFi network. The

WiFi icon  **will stop flashing** once WiFi is connected.

6. Add the Device to the App:

You can add the hot water system to your app by pressing **“Add a Device”** in the app, or the app will automatically search for nearby hot water system unit. Once added successfully, a **green tick** will appear. You can rename your hot water system using the **pencil editing icon** .

Note: Please ensure your mobile phone & hot water system are connected to the same WiFi network during the setup process for seamless integration.



Devices to be added: 1



Integral Heat
Pump Water He...

Add

Done

